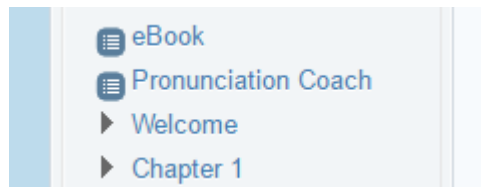


## Pronunciation Coach Student User Guide

The Pronunciation Coach is a tool that allows you to hear the proper pronunciation of the medical terms you have learned in your Medical Terminology course, and then practice pronouncing them yourself. Note that although this program can be used with the microphone that is built into a laptop, you will have greater accuracy in your recordings if you use a headset with a built-in microphone.

Click Pronunciation Coach in the left navigation menu of your medical terminology course.



The Pronunciation Coach application that launches in a new tab gives you the chance to filter terms by chapter or by results. Select a filter option(s) and click SUBMIT. This will provide you with the terms that meet your submitted specifications.

MT
Filter by selecting chapter(s) and Pronunciation results.

CHAPTER	ALL CLEAR	PRONUNCIATION RESULTS	ALL CLEAR	SUBMIT				
01	02	03	04		05	06	Not Attempted	Success
07	08	09	10		11	12	Nearly There	Try Again
	13	14	15	16				


Select the term, then select RECORD to test your pronunciations skills.

Term	Pronunciation Results
abdominal cavity	Not Attempted
abdominopelvic cavity	Not Attempted
abduction	Not Attempted
abnormal attitude	Not Attempted
abortus	Not Attempted

### abdominal cavity

Listen


contains stomach, liver, gallbladder, spleen, pancreas, and part of small and large intestines



RECORD

NOT ATTEMPTED

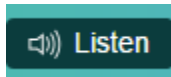
PRONUNCIATION




LISTEN

1 of 2000

← PREVIOUS
NEXT →



Each term in the Pronunciation Coach comes with a pre-recorded pronunciation that you can listen to by clicking the *black* Listen button.




To record your own attempt at pronouncing the term, click the RECORD button, say the word, then click the RECORD button again.

Once you have clicked the RECORD button again, your attempt is scored by the Pronunciation Coach. The Pronunciation Coach generates a score to indicate how close you got to the correct pronunciation. There are three possible results: Try Again, Nearly There, and Success. These three results align approximately with the following percentage levels of success:

Result	Approximate % Correct
Try Again	0-69%
Nearly There	70-89%
Success	90%-100%



Click the *white* Listen attempt button to hear your most recent attempt.



Your most recently recorded audio will be immediately available to you and your instructors. You may click the RECORD button again to re-record your attempt and improve on your score. Your highest score will be displayed for each term.

Remember that you can filter your list of terms by chapter and/or your pronunciation results. This allows you to go back and update and improve on your pronunciations.

If you want to use a new set of filter parameters, click the CLEAR links that appears within the filter feature, click SUBMIT, and then select the parameters for your next list of terms.